

Y379

NEW

+200°
-20°

39
NiCr

AISI
304

RoHS
COMPLIANT

DIN ISO 7379 - PASSSCHRAUBE

Material:

Y379:

Stahl der Festigkeitsklasse 12.9, unbehandelt.

Y379 CIN:

Unbehandelter Edelstahl (AISI 304).

Oberfläche:

Glatt.

Farbe:

Y379:

Schwarz nach Brünierung.

Y379 CIN:

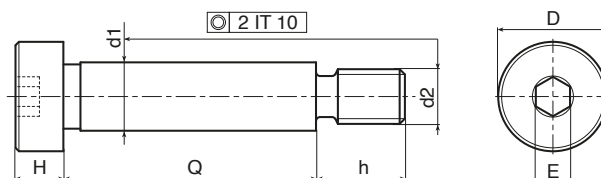
Natur.

Bearbeitung:

Stift mit geschliffenem Schaft (Toleranz f9), Teilgewinde (Toleranz 6g), Innensechskant im Kopf.

Weitere Möglichkeiten:

- Keine.



Ausführung Y379 - aus brüniertem Stahl

Code	Art.	D	d2 6g	H	h	E	d1 f9	Q	g
-	Y37904.SBM03X06	7	M3	3	7	2	4	06	1,6
-	Y37904.SBM03X08	7	M3	3	7	2	4	08	1,8
-	Y37904.SBM03X10	7	M3	3	7	2	4	10	2
-	Y37904.SBM03X12	7	M3	3	7	2	4	12	2,2
-	Y37904.SBM03X16	7	M3	3	7	2	4	16	2,5
-	Y37904.SBM03X20	7	M3	3	7	2	4	20	3
-	Y37905.SBM04X08	9	M4	4	8	2,5	5	08	3,6
-	Y37905.SBM04X10	9	M4	4	8	2,5	5	10	3,8
-	Y37905.SBM04X16	9	M4	4	8	2,5	5	16	4,8
-	Y37905.SBM04X20	9	M4	4	8	2,5	5	20	5,3
-	Y37905.SBM04X30	9	M4	4	8	2,5	5	30	6,7
-	Y37905.SBM04X40	9	M4	4	8	2,5	5	40	8,8
-	Y37906.SBM05X16	10	M5	4,5	9,5	3	6	16	6,9
-	Y37906.SBM05X20	10	M5	4,5	9,5	3	6	20	7,7
-	Y37906.SBM05X25	10	M5	4,5	9,5	3	6	25	8,9
-	Y37906.SBM05X30	10	M5	4,5	9,5	3	6	30	10
-	Y37906.SBM05X40	10	M5	4,5	9,5	3	6	40	10,4
-	Y37906.SBM05X50	10	M5	4,5	9,5	3	6	50	14
-	Y37906.SBM05X60	10	M5	4,5	9,5	3	6	60	16,5
-	Y37908.SBM06X16	13	M6	5,5	11	4	8	16	12,8
-	Y37908.SBM06X20	13	M6	5,5	11	4	8	20	14,3
-	Y37908.SBM06X25	13	M6	5,5	11	4	8	25	16,3
-	Y37908.SBM06X30	13	M6	5,5	11	4	8	30	18
-	Y37908.SBM06X40	13	M6	5,5	11	4	8	40	22

Y379

NEW

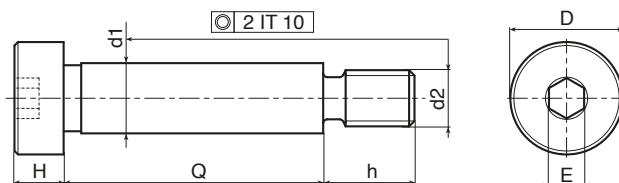
+200°
-20°

**39
NiCr**

**AISI
304**

**RoHS
COMPLIANT**

DIN ISO 7379 - PASSSCHRAUBE



Code	Art.	D	d2 6g	H	h	E	d1 f9	Q	g
-	Y37908.SBM06X50	13	M6	5,5	11	4	8	50	26
-	Y37908.SBM06X60	13	M6	5,5	11	4	8	60	30
-	Y37910.SBM08X16	16	M8	7	13	5	10	16	23
-	Y37910.SBM08X20	16	M8	7	13	5	10	20	25
-	Y37910.SBM08X25	16	M8	7	13	5	10	25	28
-	Y37910.SBM08X30	16	M8	7	13	5	10	30	31
-	Y37910.SBM08X40	16	M8	7	13	5	10	40	38
-	Y37910.SBM08X50	16	M8	7	13	5	10	50	44
-	Y37910.SBM08X60	16	M8	7	13	5	10	60	50
-	Y37910.SBM08X70	16	M8	7	13	5	10	70	56
-	Y37910.SBM08X80	16	M8	7	13	5	10	80	62
-	Y37912.SBM10X16	18	M10	9	16	6	12	16	36
-	Y37912.SBM10X20	18	M10	9	16	6	12	20	40
-	Y37912.SBM10X25	18	M10	9	16	6	12	25	45
-	Y37912.SBM10X30	18	M10	9	16	6	12	30	50
-	Y37912.SBM10X40	18	M10	9	16	6	12	40	55
-	Y37912.SBM10X50	18	M10	9	16	6	12	50	65
-	Y37912.SBM10X60	18	M10	9	16	6	12	60	75
-	Y37912.SBM10X70	18	M10	9	16	6	12	70	85
-	Y37912.SBM10X80	18	M10	9	16	6	12	80	93
-	Y37912.SBM10X90	18	M10	9	16	6	12	90	102
-	Y37912.SBM10X100	18	M10	9	16	6	12	100	112
-	Y37916.SBM12X30	24	M12	11	18	8	16	30	92
-	Y37916.SBM12X40	24	M12	11	18	8	16	40	108
-	Y37916.SBM12X50	24	M12	11	18	8	16	50	124
-	Y37916.SBM12X60	24	M12	11	18	8	16	60	140
-	Y37916.SBM12X70	24	M12	11	18	8	16	70	156
-	Y37916.SBM12X80	24	M12	11	18	8	16	80	171
-	Y37916.SBM12X90	24	M12	11	18	8	16	90	186
-	Y37916.SBM12X100	24	M12	11	18	8	16	100	203
-	Y37916.SBM12X120	24	M12	11	18	8	16	120	233
-	Y37920.SBM16X30	30	M16	14	22	10	20	30	167
-	Y37920.SBM16X40	30	M16	14	22	10	20	40	193
-	Y37920.SBM16X50	30	M16	14	22	10	20	50	218
-	Y37920.SBM16X60	30	M16	14	22	10	20	60	242
-	Y37920.SBM16X70	30	M16	14	22	10	20	70	266
-	Y37920.SBM16X80	30	M16	14	22	10	20	80	290
-	Y37920.SBM16X90	30	M16	14	22	10	20	90	315
-	Y37920.SBM16X100	30	M16	14	22	10	20	100	340
-	Y37920.SBM16X120	30	M16	14	22	10	20	120	389

Ausführung Y379 CIN - aus Edelstahl (AISI 304)

INOX

Code	Art.	D	d2 6g	H	h	E	d1 f9	Q	g
-	Y37904.INM03X06CIN	7	M3	3	7	2	4	06	1,6
-	Y37904.INM03X08CIN	7	M3	3	7	2	4	08	1,8
-	Y37904.INM03X10CIN	7	M3	3	7	2	4	10	2
-	Y37904.INM03X16CIN	7	M3	3	7	2	4	16	2,2
-	Y37904.INM03X20CIN	7	M3	3	7	2	4	20	2,5
-	Y37905.INM04X08CIN	9	M4	4	8	2,5	5	08	3,6
-	Y37905.INM04X10CIN	9	M4	4	8	2,5	5	10	3,8
-	Y37905.INM04X16CIN	9	M4	4	8	2,5	5	16	4,8
-	Y37905.INM04X20CIN	9	M4	4	8	2,5	5	20	5,3
-	Y37905.INM04X30CIN	9	M4	4	8	2,5	5	30	6,7
-	Y37905.INM04X40CIN	9	M4	4	8	2,5	5	40	8,8
-	Y37906.INM05X16CIN	10	M5	4,5	9,5	3	6	16	6,9
-	Y37906.INM05X20CIN	10	M5	4,5	9,5	3	6	20	7,7
-	Y37906.INM05X25CIN	10	M5	4,5	9,5	3	6	25	8,9
-	Y37906.INM05X30CIN	10	M5	4,5	9,5	3	6	30	10
-	Y37906.INM05X40CIN	10	M5	4,5	9,5	3	6	40	10,4
-	Y37906.INM05X50CIN	10	M5	4,5	9,5	3	6	50	14
-	Y37906.INM05X60CIN	10	M5	4,5	9,5	3	6	60	16,5
-	Y37908.INM06X16CIN	13	M6	5,5	11	4	8	16	12,8
-	Y37908.INM06X20CIN	13	M6	5,5	11	4	8	20	14,3

Y379

NEW

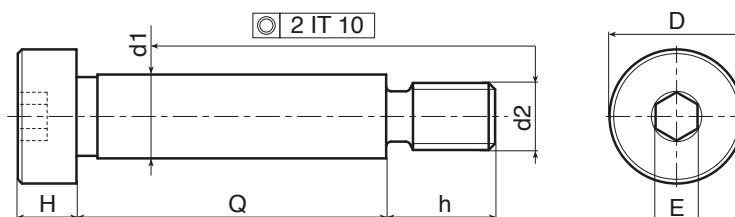
+200°
-20°

**39
NiCr**

**AISI
304**

**RoHS
COMPLIANT**

DIN ISO 7379 - PASSSCHRAUBE



Code	Art.	D	d2 6g	H	h	E	d1 f9	Q	g
-	Y37908.INM06X60CIN	13	M6	5,5	11	4	8	60	30
-	Y37910.INM08X16CIN	16	M6	7	13	5	10	16	23
-	Y37910.INM08X20CIN	16	M6	7	13	5	10	20	25
-	Y37910.INM08X25CIN	16	M6	7	13	5	10	25	28
-	Y37910.INM08X30CIN	16	M6	7	13	5	10	30	31
-	Y37910.INM08X40CIN	16	M6	7	13	5	10	40	38
-	Y37910.INM08X50CIN	16	M6	7	13	5	10	50	44
-	Y37910.INM08X60CIN	16	M6	7	13	5	10	60	50
-	Y37910.INM08X70CIN	16	M6	7	13	5	10	70	56
-	Y37910.INM08X80CIN	16	M6	7	13	5	10	80	62
-	Y37912.INM10X16CIN	18	M10	9	16	6	12	16	36
-	Y37912.INM10X20CIN	18	M10	9	16	6	12	20	40
-	Y37912.INM10X25CIN	18	M10	9	16	6	12	25	45
-	Y37912.INM10X30CIN	18	M10	9	16	6	12	30	50
-	Y37912.INM10X40CIN	18	M10	9	16	6	12	40	55
-	Y37912.INM10X50CIN	18	M10	9	16	6	12	50	65
-	Y37912.INM10X60CIN	18	M10	9	16	6	12	60	75
-	Y37912.INM10X70CIN	18	M10	9	16	6	12	70	85
-	Y37912.INM10X80CIN	18	M10	9	16	6	12	80	93
-	Y37912.INM10X90CIN	18	M10	9	16	6	12	90	102
-	Y37912.INM10X100CIN	18	M10	9	16	6	12	100	112
-	Y37916.INM12X30CIN	24	M12	11	18	8	16	30	92
-	Y37916.INM12X40CIN	24	M12	11	18	8	16	40	108
-	Y37916.INM12X50CIN	24	M12	11	18	8	16	50	124
-	Y37916.INM12X60CIN	24	M12	11	18	8	16	60	140
-	Y37916.INM12X70CIN	24	M12	11	18	8	16	70	156
-	Y37916.INM12X80CIN	24	M12	11	18	8	16	80	171
-	Y37916.INM12X90CIN	24	M12	11	18	8	16	90	186
-	Y37916.INM12X100CIN	24	M12	11	18	8	16	100	203
-	Y37916.INM12X120CIN	24	M12	11	18	8	16	120	233
-	Y37920.INM16X30CIN	30	M16	14	22	10	20	30	167
-	Y37920.INM16X40CIN	30	M16	14	22	10	20	40	193
-	Y37920.INM16X50CIN	30	M16	14	22	10	20	50	218
-	Y37920.INM16X60CIN	30	M16	14	22	10	20	60	242
-	Y37920.INM16X70CIN	30	M16	14	22	10	20	70	266
-	Y37920.INM16X80CIN	30	M16	14	22	10	20	80	290
-	Y37920.INM16X90CIN	30	M16	14	22	10	20	90	315
-	Y37920.INM16X100CIN	30	M16	14	22	10	20	100	340
-	Y37920.INM16X120CIN	30	M16	14	22	10	20	120	389